


# artCILUX

Smart LED Cabinet Lighting  
System Service Provider

Custom Cabinet Lighting Products  
Custom Cabinet Lighting Solutions



Light up every cabinet with wisdom and soul  
Lighting your masterpiece

# Nationwide Distributors Wanted!



LED Lighting



Intelligent Controllers



Power supplies

## Who We Are

Artcilux is a premium brand based in the U.S., specialized in advanced cabinet LED lighting, smart switches, and power solutions.

Backed by over a decade of manufacturing excellence, Artcilux combines innovation, reliability, and American market insight to deliver smart lighting solutions that elevate modern living.

## Join Our Dealer & Distribution Network

- Cabinet Manufacturers
- Furniture Builders
- Hardware & Lighting Retailers
- Wholesalers & Contractors

## Contact Us

If you are interested in becoming one of our partners, please do not hesitate to contact with us. Don't miss out on the opportunity to work with a leading manufacturer in the industry!



Scan to sign up

# Custom Furniture Lighting

## LED Smart Pole-mounted Light and Power Supply

**Intelligent detection and control**  
Voice control is adopted  
freeing up both hands

**High degree of intelligence**  
It can achieve control of multiple intelligent devices

**Ultra-thin power supply design**  
a thickness as low as 15mm, convenient for  
cabinet use and storage

**National security certification**  
Power supply certified by multiple countries  
and regions for safe use



### o LED Smart Pole-mounted Light



#### Multifunction Hanging Pole Light

Model	Input power	Input voltage	Optional length	Power cord
A5152	60W	12V	1200/900/600mm	1.5m

Available in a simplified version

### o Power Supply



#### LED Driver Constant Voltage

Model	Input	Output current	Power	Safety Certification
KA1224USD01	100V-240VAC 50/60Hz	MAX:2.0A	24W	
KA1260USD01	100V-240VAC 50/60Hz	MAX:5.0A	60W	



#### LED Driver Constant Voltage

Model	Input	Output Current	Power	Safety Certification
KA2424USD01	100V-240VAC 50/60Hz	MAX:1.0A	24W	
KA2460USD01	100V-240VAC 50/60Hz	MAX:2.7A	60W	
KA2490USD01	100V-240VAC 50/60Hz	MAX:3.75A	90W	

○ Accessories



**Extension cable**

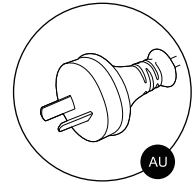
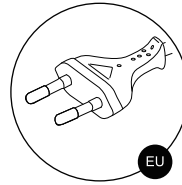
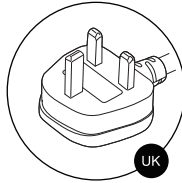
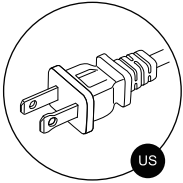
Model	Voltage	Current	Length
JP04	DC12V/24V	5A	2m



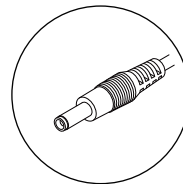
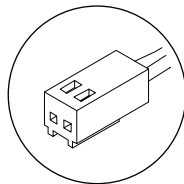
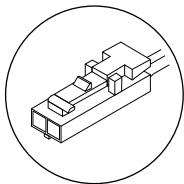
**Distributor**

Model	Voltage	Current	Length	Remarks
AL904	DC12V/24V	3A	1.5m	4 Type
AL906	DC12V/24V	3A	1.5m	6 Type

○ Optional Power Cords



Model	Voltage	Power	Length
US(American standard power cord)			
UK(British standard power cord)	AC100–250V	3A	1.5m
EU(Eu standard power cord)			
AU(Australian standard power cord)			



Dupont male terminal

Dupont male terminal

Cylindrical power plug

Model	Length
Optional Connectors	1.5m

# Custom Furniture Lighting

## Control Switch

meet different lighting needs  
Control switches with various wired,  
wireless, and smart control options

Professional R&D team  
providing personalized customization services

### o Intelligent Controller

**S1806A**

Size	Hole Size	Voltage	Sensing distance
14X19	φ12x15	DC12V/24V	0-3m

**DESIGN AWARD 2025**

**S1313SE**

Voltage	Current	Control	Connection	Install
DC12V/24V	5A	Hand Sweep	Shunt/Centralized	Recessed/Surface

**S1314SE.DIM**

Voltage	Current	Control	Connection	Install
DC12V/24V	5A	Touch	Shunt/Centralized	Recessed/Surface

**S1314SE.CCT**

Voltage	Current	Control	Connection	Install
DC12V/24V	5A	Touch	Shunt/Centralized	Recessed/Surface

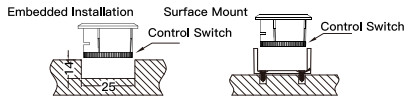
**S1316SE**

Voltage	Current	Control	Connection	Install
DC12V/24V	5A	Human Body	Shunt/Centralized	Recessed/Surface

**S1312SE.2IR**

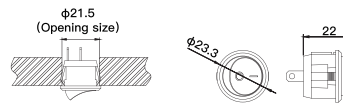
Voltage	Current	Control	Connection	Install
DC12V/24V	5A	Door Contact	Shunt/Centralized	Recessed/Surface

**S1015AS**



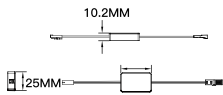
Voltage	Current	Control	Connection	Install
DC12V/24V	5A	touch	Shunt/Centralized	Recessed/Surface

**S1001A**



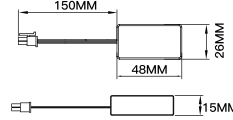
Size	Voltage	Power	Control	Colour	Install
$\phi 23.3 \times 29$	DC12V/24V	60W	Touch	White/Black	Recessed

**S1015H 2.4G**



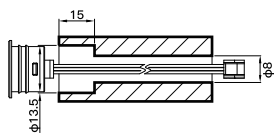
Voltage	Current	Control	Connection	Install
DC12V/24V	5A	Receiver	Shunt/Centralized	Recessed/Surface

**S1015D**



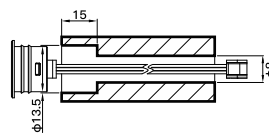
Voltage	Current	Control	Connection	Install
DC12V/24V	5A	Receiver	Shunt/Centralized	Recessed/Surface

**S1602.1S/S1602.2S**



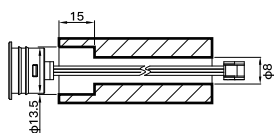
Voltage	Current	Control	Connection	Install
DC12V/24V	5A	Door Sensor	Shunt/Centralized	Recessed/Surface

**S1604.1S/S1604.2S**



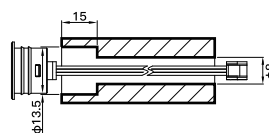
Voltage	Current	Control	Connection	Install
DC12V/24V	5A	Touch Sensor	Shunt/Centralized	Recessed/Surface

**S1603.1S/S1603.2S**



Voltage	Current	Control	Connection	Install
DC12V/24V	5A	Hand Sweep	Shunt/Centralized	Recessed/Surface

**S1606.1S/S1606.2S**



Voltage	Current	Control	Connection	Install
DC12V/24V	5A	Human Body Sensor	Shunt/Centralized	Recessed/Surface

# Custom Furniture Lighting

## Flexible Lighting

**High-quality LED**  
chips with a lifespan of  
≥ 30,000 hours

**FPC soft board**  
20Z double-sided copper foil, a temperature rise  
of ≤ 45 degrees during high current (5A) conduction

**IP68**  
Highest protection rating  
suitable for use in different environments

**Diverse Product**  
categories and customizable services

### o LED Strip Light


**UL Strip Light**



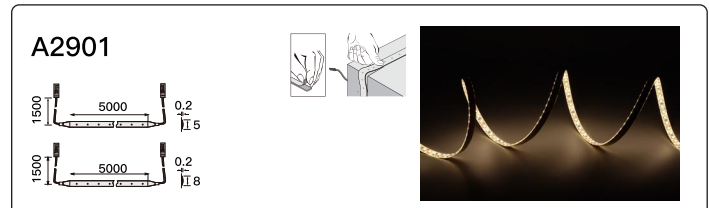
Technical drawing shows a cross-section of the strip light with dimensions: 1500mm length, 5000mm width, and a groove depth of 0.2mm. A photo shows a roll of the strip light with a UL LISTED logo.

Size	Length	Voltage
8X1.3	3000mm	DC12V/24V







**A2901**




Technical drawing shows a cross-section of the strip light with dimensions: 1500mm length, 5000mm width, and a groove depth of 0.2mm. A photo shows the strip light being bent into a curve.

Size	Length	Power	Fixture Size
5X8	3000mm	7.5W/m	5 mm






  



**A2903**




Technical drawing shows a cross-section of the strip light with dimensions: 5mm height and 8mm width. A photo shows the strip light being bent into a curve.

Size	LED Chip	Power	Voltage
5X8	SMD2835	8.5W/m	DC12V





**A2904**




Technical drawing shows a cross-section of the strip light with dimensions: 4mm height and 10mm width. A photo shows the strip light being bent into a curve.

Strip light connector

Size	LED Chip	Power	Voltage
4X10	SMD2835	3.5W/m	DC12V






  



**A2905**

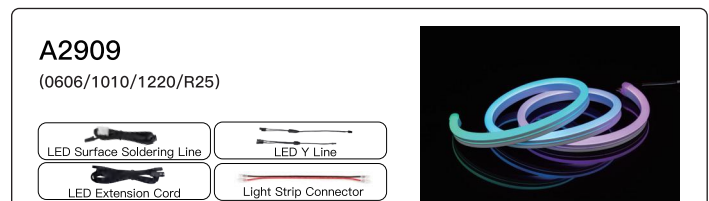


Technical drawing shows a cross-section of the strip light with dimensions: +0.2mm groove depth, 5mm height, and 8mm width. A photo shows the strip light being bent into a curve.





Size	Power	Voltage
5X8	7.5W/m	DC12V/24V

**A2909**  
(0606/1010/1220/R25)



Technical drawing shows a cross-section of the strip light with dimensions: +0.2mm groove depth, 5mm height, and 8mm width. A photo shows the strip light being bent into a curve.

Size	Beads No./M	Power	Fixing method	Installation
6/10/12/25 wide	2835/COB	6(10/15)W/m	Clips	Surface/Recessed

# Custom Furniture Lighting

## Linear Lighting

**High-quality LED Chips**

color tolerance  $\leq 3\text{SDCM}$ , providing uniform and consistent light color.

**Customizable Linear Lighting**

that can be cut to fit any size or length

**Separable Lighting Structure**

easy installation and maintenance

**Multiple Installation Methods Suitable**

various furniture and cabinet lighting needs.



### ○ LED Lighting

**A2Q0L**

Size	Length	LED Chip	Power	Slot Reduction
12x10	3000mm	SMD2219	7.5W/m	3 mm

- LED Surface Soldering Line
- LED Extension Cord
- LED Y Line

**A2D06**

Size	Length	LED Chip	Power	Shelf Reduction
16x20	3000mm	SMD2835	7.5W/m	Clips

- LED Surface Soldering Line
- LED Extension Cord
- LED Y Line

**A260F**

Size	Length	LED Chip	Power	Shelf Reduction
12.7x19	3000mm	SMD2835	7.5W/m	9.5 mm

- LED Surface Soldering Line
- LED Extension Cord
- LED Y Line

**A220T**

Size	Length	LED Chip	Power	Product Color
5x7	3000mm	SMD2216	6W/m	Dark Gray Silver

- LED Surface Soldering Line
- LED Extension Cord
- LED Y Line

**A220D**

Size	Length	LED Chip	Power	Standard Configuration
9x9	3000mm	SMD2835	7.5W/m	Clips

- LED Surface Soldering Line
- LED Extension Cord
- LED Y Line

**A220EA**

Size	Length	LED Chip	Power	Standard Configuration
21x7.3	3000mm	SMD2835	7.5W/m	Clips

- LED Surface Soldering Line
- LED Extension Cord
- LED Y Line

### A2303

Multi-surface lighting

Size	Length	LED Chip	Power	Standard Configuration
13X12	3000mm	SMD2835	7.5W	Clips

- LED Surface Soldering Line
- LED Extension Cord
- LED Y Line

### A230A

Inward-lighting

Size	Length	LED Chip	Power	Product Color
23X6.4	3000mm	SMD2216	6W/m	Dark Gray Silver

- LED Surface Soldering Line
- LED Extension Cord
- LED Y Line

### A2Q18.WAQ

Direct Light

Size	Length	LED Chip	Power	Standard Configuration
13X12	3000mm	SMD2835	7.5W	Clips

- LED Surface Soldering Line
- LED Extension Cord
- LED Y Line

### A2257

Direct Light

Size	Length	LED Chip	Power	Standard Configuration
22X8	3000mm	SMD2835	7.5W	Clips

- LED Surface Soldering Line
- LED Extension Cord
- LED Y Line

### A317D

Direct Light

Size	Length	LED Chip	Power	Product Color
21X83.5	3000mm	SMD2835	10W/m	Silver

- LED Surface Soldering Line
- LED Extension Cord
- LED Y Line

### A2517/A2517.UV

Direct Light

Size	Length	LED Chip	Power	Standard Configuration
9.6X37.5	3000mm	SMD2835	7.5W/m	Screws

- LED Surface Soldering Line
- LED Extension Cord
- LED Y Line

### A2103

Up and Down Lighting

6-8mm Glass  
Reduction 17.5mm

Size	Length	LED Chip	Power	Product Color
25X14	3000mm	SMD2835	7.5W/m	Silver

- LED Surface Soldering Line
- LED Extension Cord
- LED Y Line

### A260G.V1

Up and Down Lighting

16-18 laminate  
Reduce the size by 13mm

Size	Length	LED Chip	Power	Shelf Reduction
19X17	3000mm	SMD2219	7.5W/m	13mm

- LED Surface Soldering Line
- LED Extension Cord
- LED Y Line

### A2705

Downward lighting

LED Surface Soldering Line

LED Extension Cord

LED Y Line

Size	Length	LED Chip	Power	Shelf Reduction
40X18.5	3000mm	SMD2835	7.5W	30mm

### A4A09/19

Downward Lighting

LED Surface Soldering Line

LED Extension Cord

LED Y Line

Size	Length	LED Chip	Power	Product Color
229x14.5	3000mm	SMD2010	8.5/13W/m	Silver

### A112C

Downward Lighting

Size	Hole Size	LED Chip	Power
φ76x10	φ70x12	SMD2835	2.5W/m

### A112D

Downward Lighting

Size	Hole Size	LED Chip	Power
φ76x10	φ70x12	SMD2835	1.7W/m

### A1116/A1116.TC/A1116.IR

Downward lighting

Size	Hole Size	LED Chip	Power
φ70x15	φ56x12	SMD2835	1W/m

### A2257

Downward lighting

Size	LED Chip	Power	Product Color
φ60x10	SMD2835	1.5W/m	Silver

### A1311A

Downward Lighting

Size	Hole Size	LED Chip	Power	Product Color
φ20x12.5	φ19x14	SMD3030	0.7W	Silver

### A1117

Downward Lighting

Rotation Angle 0-30°

Beam Angle 15-60°

Size	Hole Size	LED Chip	Power	Product Color
φ28x18.7	φ25x12	SMD3030	1W	Product Color

Smart LED Cabinet Lighting System Service Provider

Artcilux Lighting Inc.

San Gabriel, California



[www.artcilux.us](http://www.artcilux.us)